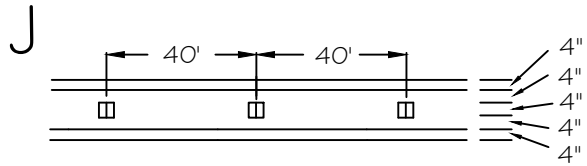
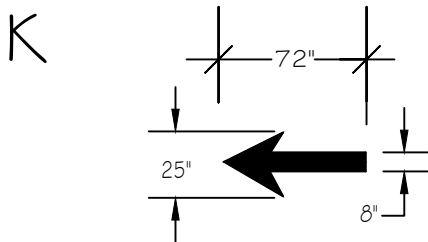


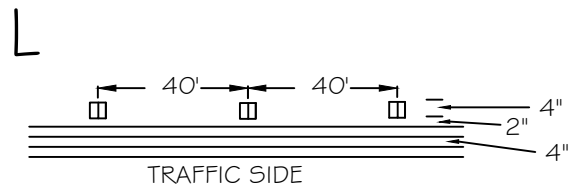
I
TWO WAY LEFT TURN STRIPE: 4" YELLOW LINES WITH TYPE I BI-DIRECTIONAL YELLOW RAISED PAVEMENT MARKERS AT 40' O.C. OUTSIDE LINE IS SOLID INSIDE AT 10'/30' PATTERN.



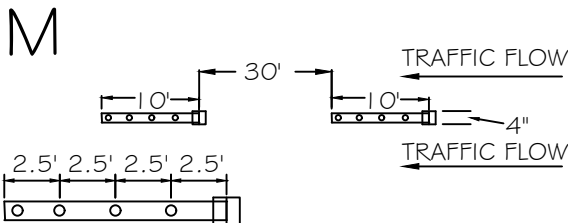
J
CENTERLINES: TWO 4" YELLOW LINES WITH BI-DIRECTIONAL YELLOW TYPE I MARKERS AT 40' O.C.



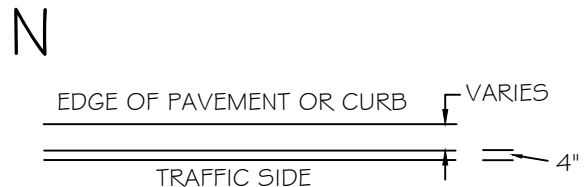
K
BICYCLE LANE ARROW: SEE ODOT BIKE LANE STANDARDS. USE PREFORMED THERMOPLASTIC PAVEMENT MARKING MATERIAL.



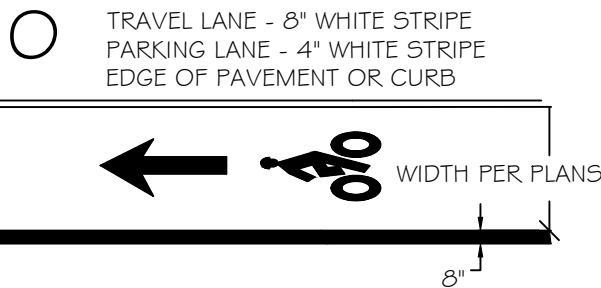
L
MEDIAN STRIPE: TWO 4" YELLOW LINES WITH TYPE I BI-DIRECTIONAL YELLOW RAISED PAVEMENT MARKERS AT 40' O.C.



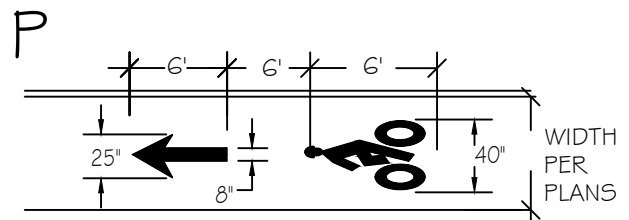
M
LANE LINE: 4" WHITE WITH CRYSTAL. TYPE I WHITE MONO-DIRECTIONAL MARKERS AT 40' O.C.



N
FOG LINE: 4" WHITE LINE AS SHOWN ON PLANS



O
BIKE LANE LINE - 8" WIDE WHITE LINE



P
BICYCLE LANE MARKING: SEE ODOT BIKE LANE STANDARDS. USE PREFORMED THERMOPLASTIC PAVEMENT MARKING MATERIAL.

Detail Drawing may not be altered or changed in any manner except by the Public Works Director. It is the responsibility of the user to acquire the most current version.

CITY OF MOLALLA
DEPARTMENT OF PUBLIC WORKS



PAVEMENT MARKINGS - PG. 2

| | | |
|------------|----|---------|
| DRAWN BY | GF | 01/2019 |
| CHECKED BY | GF | 01/2019 |

R-1270